

HAND PALLET TRUCK

Innovative design, comprehensive testing and highest quality !

- Most standard and popular model with capacity 2500 - 3000kgs.
- Supporting base : the new type is thicker in case of bending problems.
- Great innovation on part of wheel frame:
 - A. The new type wheel frame enhances strength to prevent distortion problems.
 - B. The new type frame without roll ring & roll sheath.
 - C. Adopts double-spring pins construction with strengthening ribbing under triangle to prevent pin snipping problems.
- Complete pump design with reliable leak-proof pump eliminating maintenance and extending the service time.
- 210 steering arc, and small turning radius.
- Fork Lowering speed is controllable, operated by hand control and foot pedal.
- Ergonomic rubber wrapped handle, which is comfortable and convenient to operate.
- Entry / exit roller, more freely travel.
- Equipped with over-load valve, with long service time.



SFS EQUIPMENTS PVT. LTD.

Tel: +91-80-4173 2054 Mobile: +91-99640 41582, 96861 93934

www.sfsequipments.com

HAND PALLET TRUCK


- 3 position hand control – Raise, Lower, Neutral.
- 12 lubrication grease nipples on all movable parts for easy maintenance.
- Adjustable pump cap ensures a long service life.
- Ergonomic large rubber handle with three control lever.
- Option: 1) Nylon wheel, polyurethane wheel, rubber wheel, single fork roller or tandem fork rollers.
2) Fork length: 800mm, 900mm, 1000mm.
3) Foot pedal release
4) Pump color; black painting, silver painting, silver galvanized.
5) Standard pallet trucks are supplied with nylon wheels



Conforms to EN ISO3691-5:2009
Based on Directive 2006/42/EC




Adjustable pump cap



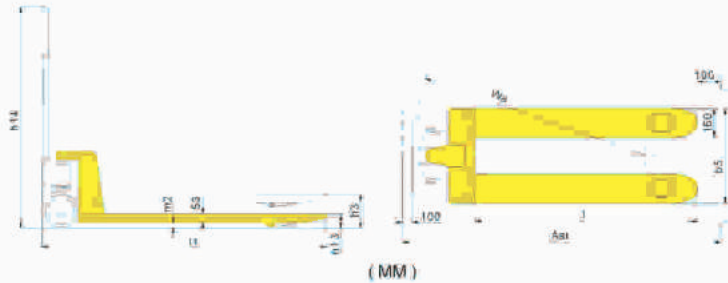
Adjustable straight (appel)



Option: fully rubber wrapped handle



Entry roller for easy operation
Innovative wheel frame



Remark: Special size for width and length can be made according to customer's requirement.

1KG=2.205LB 1INCH=25.40MM

Model		2500/3000	2500/3000
Capacity	Q(kg)	2500/3000	2500/3000
Lowered fork height	h_{13} (mm)	85	75
Steering wheel	mm	φ 200	φ 180
Fork wheel single	mm	φ 80x93	φ 74x93
Fork wheel tandem	mm	φ 80x70	φ 74x70
Max. lift height	h_2 (mm)	200	190
Total height	h_{14} (mm)	1224	1214
Overall length	l_1 (mm)	1483/1533/1603	1483/1533/1603
Fork length	l (mm)	1100/1150/1220	1100/1150/1220
Width overall forks	b_2 (mm)	520/550/685	520/550/685
Ground clearance, centre of wheelbase	m_2 (mm)	32	22
Aisle width for pallets 1000x1200 cross wise	A_{11} (mm)	1733/1733/1803	1733/1733/1803
Aisle width for pallets 800x1200 length wise	A_{11} (mm)	1883/1783/1803	1783/1783/1803
Turning radius	W_2 (mm)	1216/1266/1336	1216/1266/1336
Service weight	kg	63-75	63-75

Corporate Office - Chennai

18/26, 2nd Street, Loganathan Nagar, Choolaimedu, Chennai - 600 094

Ph: 044-2361 1826 Fax: 044-2361 1831

Email: santhosh@sfsequipments.com

Bangalore Branch & Service Center

1, Muniyamma Road, R.S. Palaya,
Kammanahalli Main Road, Bangalore - 560 033

Email: parts@sfsequipments.com

Service Center

#93/2, Bengaluru Highway Road, Thandalam Village
Sriperambadur Taluk, Kancheepuram – 602 105

Email: info@sfsequipments.com

www.sfsequipments.com